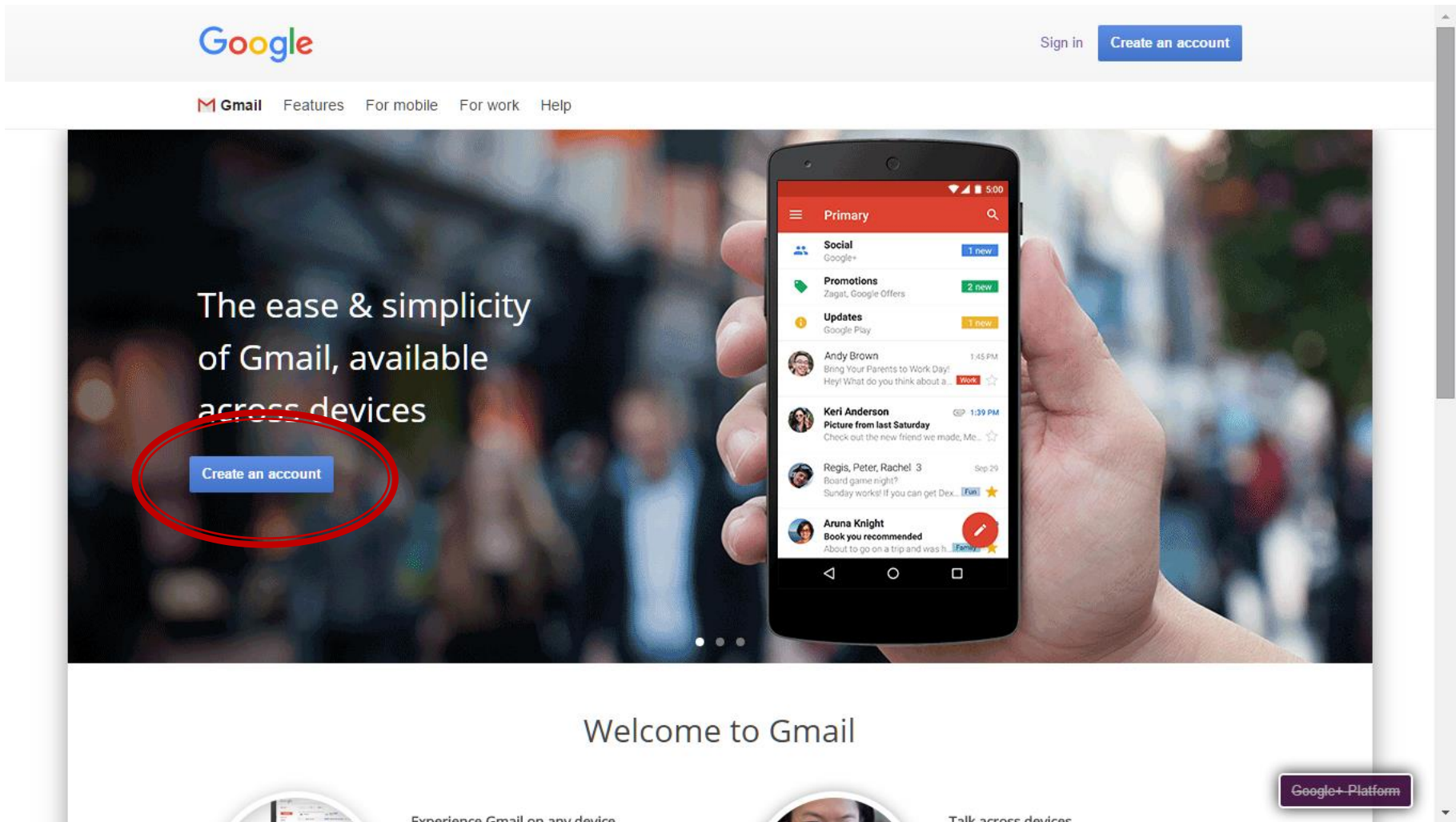


Curating for your Colleagues with WordPress.com

A USC Women in Management
Professional Development Session

The Google part.

You'll need a Google account to make a Google form for your wordpress.com blog. Here's where you start, if you don't already have a Google account. <http://gmail.com>



The image shows the Gmail homepage. At the top left is the Google logo. To the right are links for "Sign in" and a blue "Create an account" button. Below the logo are links for "Gmail", "Features", "For mobile", "For work", and "Help". The main content area features a large background image of a hand holding a smartphone displaying the Gmail app interface. Overlaid on the left side of this image is the text "The ease & simplicity of Gmail, available across devices". A blue "Create an account" button is positioned below this text and is circled in red. At the bottom of the page, there are three circular icons with text: "Experience Gmail on any device", "Talk across devices", and a "Google+ Platform" button.

A Google account is very useful for other things as well.

Create your Google Account

One account is all you need

A single username and password gets you into everything Google.



Take it all with you

Switch between devices, and pick up wherever you left off.



Name

Choose your username

Create a password

Confirm your password

Birthday

Gender



Mobile phone

Your current email address

Prove you're not a robot

- Skip this verification (phone verification may be required)



Type the text:

Location

- I agree to the Google [Terms of Service](#) and [Privacy Policy](#)

Next step

[Learn more](#) about why we ask for this information.

Browser navigation bar with address: <https://accounts.google.com/SignUpDone?continue=https%3A%2F%2Fmail.google.com%2Fmail%2F&service=mail&fvi=0s-eSXLnulgZI>

Google logo | curatingcolleagues@gmail.com

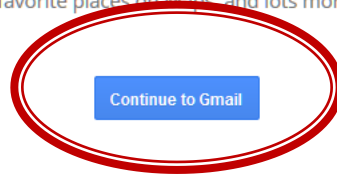
Access apps, check notifications, and edit your account



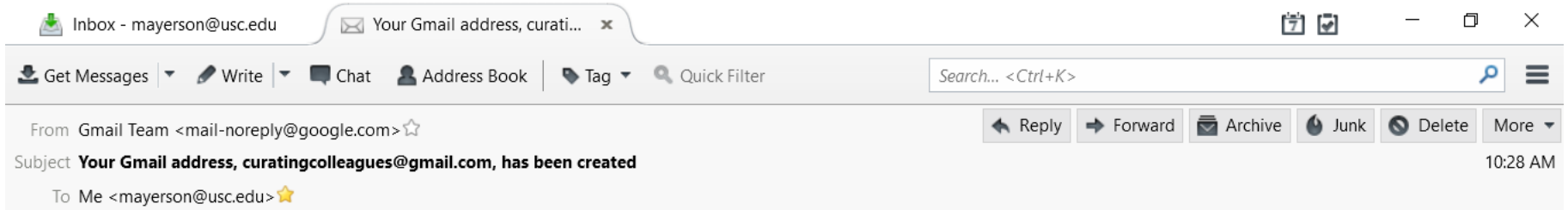
Welcome, Curating

Your new email address is curatingcolleagues@gmail.com

Thanks for creating a Google Account. Use it to subscribe to channels on YouTube, video chat for free, save favorite places on Maps, and lots more.



You'll also get an email like this one.



Welcome to Gmail! You can login to your account at <http://mail.google.com/>.

Here are a couple of tips to help you get started:

- **Use Gmail's import tools** to [move mail and contacts](#) from your other email accounts to your new Gmail address.
- **Download the mobile app** for [Android](#) or [iPhone and iPad](#) to stay connected on the go.

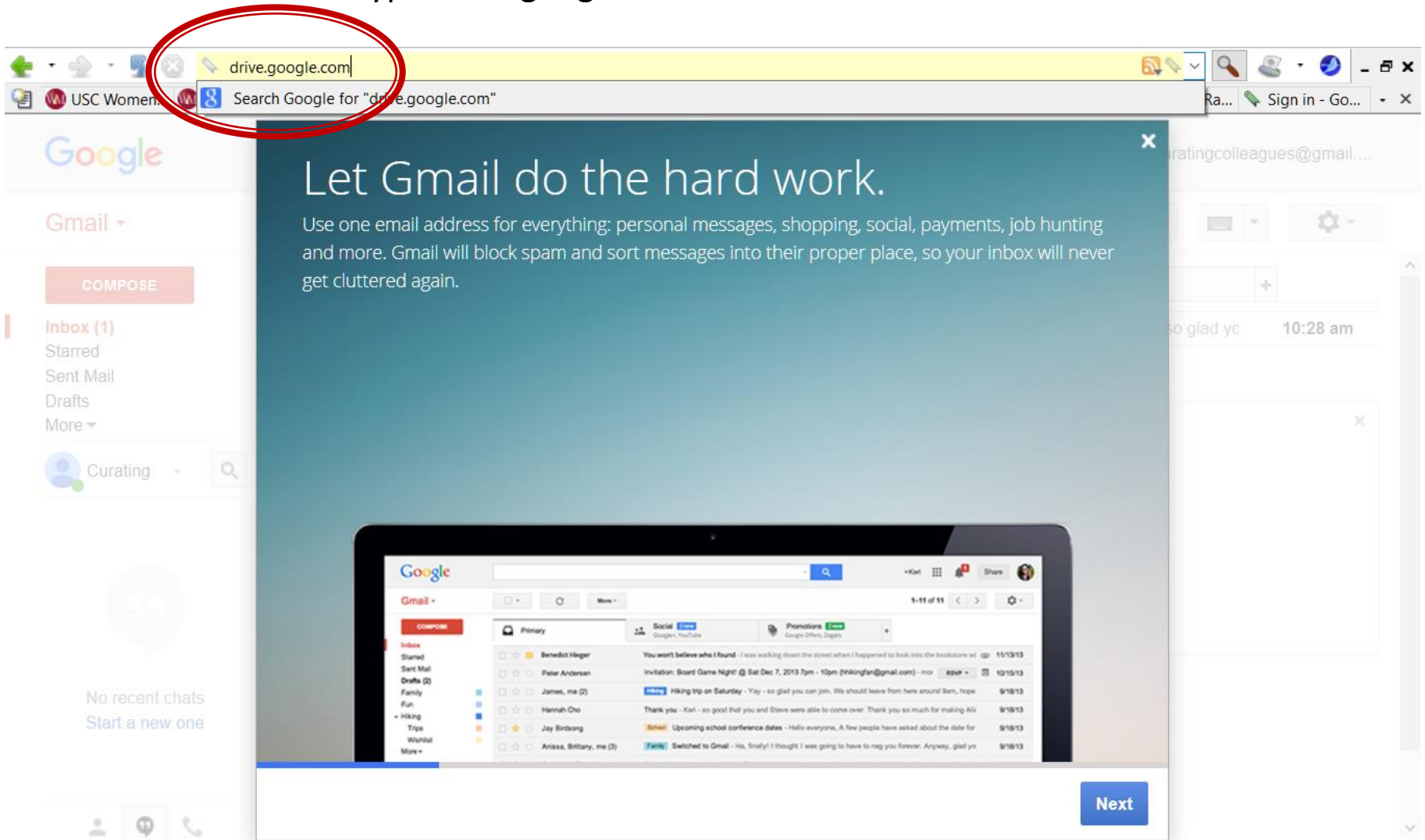
Should you ever encounter problems with your account or forget your password we will contact you at this address.

Enjoy!

The Gmail Team

If you didn't create this Gmail address and don't recognize this email, please visit: <https://accounts.google.com/AccountDisavow?adt=AOX8kioyUWKwBDduM13S3lsUx2EMn9COgWtoKet6U4eMOLnssokg-qBJ6yJS> to unlink this account.

Type drive.google.com into the locator bar.



Google Search Drive

curatingcolleagues@gmail...

Drive My Drive

NEW

- My Drive
- Shared with me
- Google Photos
- Recent
- Starred
- Trash

Get Drive for PC

0 bytes used (0%)
[Buy more storage](#)

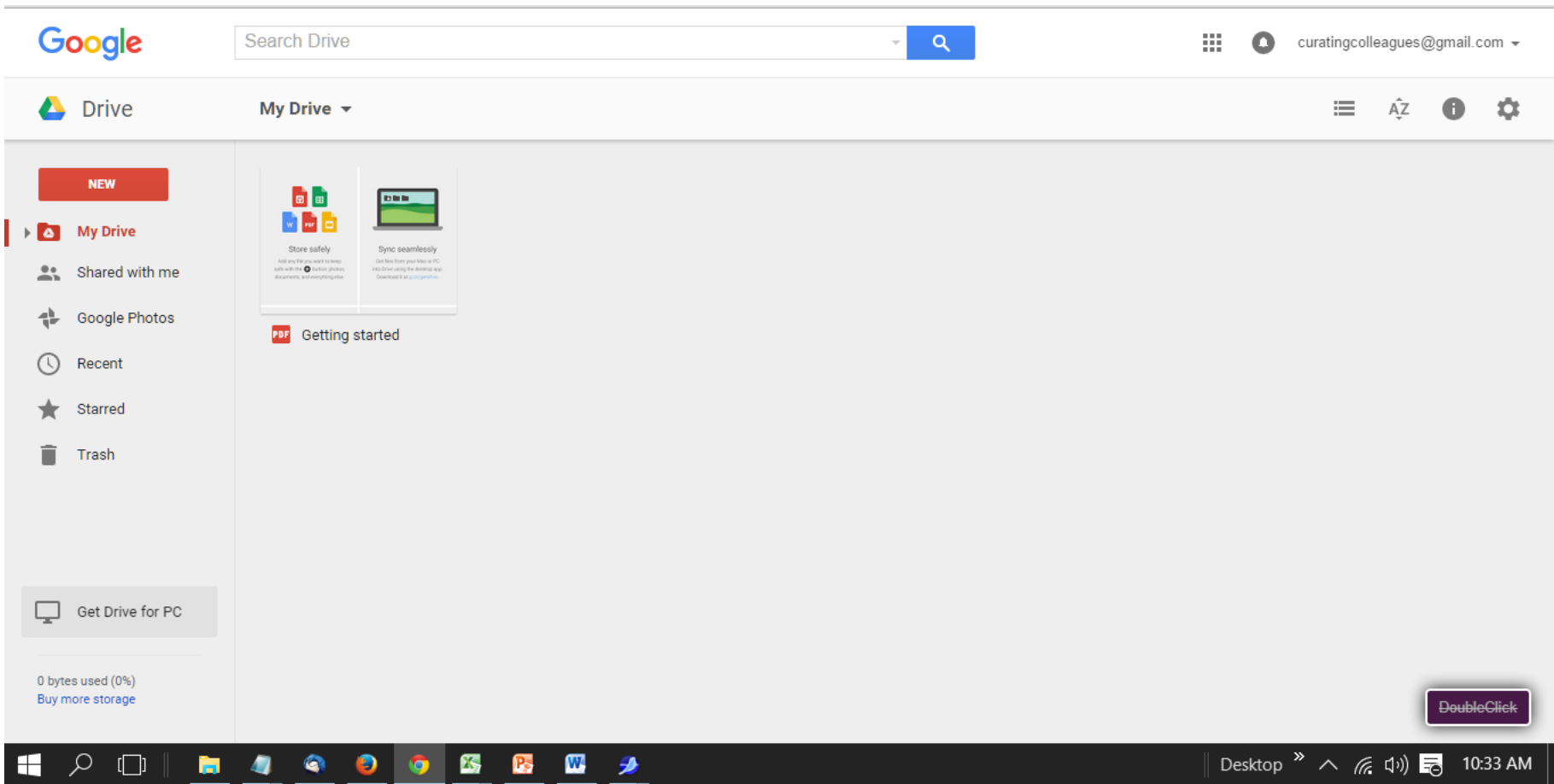
Store safely
Add any file you want to keep safe with the button, photos, documents, and everything else.

Getting started

Safe storage for all your files

You get 15 GB free for photos, documents, and more.

And this is as much as you need to do in advance.



On to Wordpress.com <http://wordpress.com>